

Leader's Guide

SUPA Annual Plan



SUPA CLUBS

SCRIPTURE UNION PRIMARY AGE CLUBS

Contents

Resources.....	1
Year 1.....	5
Term Plan Overview.....	6
Term 1 Plan.....	7
Term 2 Plan.....	18
Term 3 Plan.....	29
Term 4 Plan.....	40
Year 2.....	52
Term Plan Overview.....	53
Term 1 Plan.....	54
Term 2 Plan.....	65
Term 3 Plan.....	76
Term 4 Plan.....	89

Introduction To SUPA Annual Plan

The SUPA Annual Plan is designed to support SUPA leaders in their preparation and planning for their SUPA Club each week. We understand that planning lessons and finding resources each week can be difficult and time consuming. This Annual Plan is here as a guide to support you in planning lessons; providing weekly programs and resources.

How To Use This Resource

This resource is structured as a two year plan with lessons organised by Term, 10 weeks to a term. Each week there is a game, prayer and memory verse set out in a lesson plan paired with an SU resource. These resources can be accessed via the qr codes throughout the booklet and on the usb provided.

Resources

Resources We Use

Throughout the Annual Plan we have designed weekly programs that integrate several Scripture Union resources. Listed below are the resources required to complete this plan.

CHAT-A-BOX Junior –Topic Series



'Chat-A-Box Junior' is a fun and engaging way for young people to get together and discover what the Bible says about 40 relevant topics.

Each 'Chat-A-Box Junior' card has conversation starters to get the group talking, some key Bible passages on the topic, and discussion questions to help the group think about what they have learnt.

'Chat-a-Box Junior' is a great way to begin discovering what God has to say about things that matter, and how knowing what God thinks about these things can change our lives and help us grow closer to him!

'Chat-A-Box Junior' is made for lunchtime groups, kids church, families or any other small group setting.

SUPA TV Series 1 & 2



'SUPA TV' is an online show full of games, music and fun Bible stories for primary age kids! Created by Scripture Union NSW, each interactive video episode is perfect for SUPA clubs, kids' church, or to watch as a family at home! So grab your lunch and come and see, how much fun God's Word can be!

Stories of The Kingdom




Stories are powerful. Whether from a book, in a movie, or memories shared between friends and family, stories can make us laugh, cry, and they can help us to understand more about ourselves and the world we live in.

Jesus would often tell short stories called parables when he was speaking to people. These parables would be used by Jesus to teach about a particular aspect of God and his kingdom, inviting and challenging his listeners to think more deeply about their lives. Jesus' parables have a lot to teach us today as well! 'Stories of the Kingdom' is an 8-week resource designed for you to explore some of Jesus' most interesting parables.

Resources Continued...

Who Do You Say I Am?



"I am. . ." How we finish this statement about ourselves can reveal a lot about who we think we are.

Jesus used these simple words to declare amazing truths about himself, his purpose and his love for all people. Although Jesus' "I AM" statements sometimes left people scratching their heads, they remain a powerful invitation for us to explore who he truly is and how he demonstrated these truths in word and action!

'Who do you say I AM?' is an 8-week resource based on the "I AM" statements of Jesus. Designed to help your group think more deeply about who Jesus is, students will explore these famous scriptures and discover who Jesus can be for them in their lives today!

SUPA Info Cards



Help your SUPA club students to learn and grow with these SUPA fun SUPA Info Cards! There are three A5 cards in the series that give clear and simple explanations on the topics of 'What is a Christian?', 'How to Read the Bible' and 'Prayer'. These cards are great to hand out to interested students, or can be used as the basis of an exciting lesson!

Resource details:

- Card 1- What is a Christian?
- Card 2- How to Read the Bible
- Card 3- Prayer

A Step of Faith



A Step of Faith: Discovering the Power and Love of Jesus', explores the story of Jairus and the sick woman from Mark 5 using first person accounts as if they were being told by the characters themselves. The resource looks at how Jesus responded to their faith, as well as how faith in Jesus can impact our lives today.

Whether your group is just starting to ask questions about who Jesus really is, or they have been following Jesus for a while, this 8-week resource will help each child to see there is always a new opportunity to take a step of faith towards Jesus.

Resource Details:

- Available as an A4 leaders booklet
- 8 week resource

Resources Continued...

Conversations with Jesus

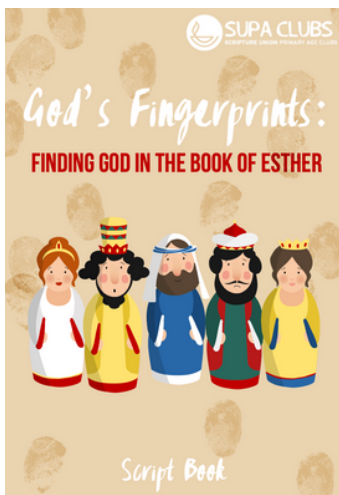


This resource provides a glimpse into the lives of some of the people who had a conversation with Jesus and were deeply impacted by it. Based on five stories in the Bible, this resource contains conversations retold in first person by the characters themselves in a fun, story-like format. Each week contains a complete program, with activities and discussion questions as well as giving students an opportunity to start their own conversation with Jesus.

Resource details:

- Leaders' booklet with 5 complete sessions

God's Fingerprints



There is no denying that the book of Esther has all the makings of a Hollywood blockbuster; beauty pageants, plots of betrayal, a brave heroine and of course a happy ending. This drama-based resource is an interactive way to study how God was at work throughout the book of Esther and how he is at work in our lives today.

Resource details:

- Available as a leaders' edition and student script books
- Character masks for drama included
- 5 complete sessions including drama, discussion questions and prayer

How To Order Resources

Resources can be ordered online via the Scripture Union NSW (SUNSW) website under the 'Resources' Tab - <https://sunsw.org.au/resources/> or scan the QR code below.



scan me!

<https://sunsw.org.au/resources/>



Resources Continued...

The One Behind the Book



There can be no doubt that the Bible has had a massive impact on the world we live in. Not only is the Bible the highest-selling book of all time, but countless numbers of people throughout history have also believed it contains the very words of God – the God who created all things, including you and me. So, have you ever wondered what the Bible is actually about? Is it just an old book that is now outdated and irrelevant? What does it tell us about God and about the world? How do I fit into this story, if at all? Does God have something to say to me?

These eight studies aim to help you answer all of these questions. Looking at Genesis through to Revelation, 'The One behind the Book' is designed to walk students through God's salvation story as it is revealed in the Bible. Students will be encouraged to discover who God is, why he created them and what his plan is for them and the world.

Resource details:

- Available as a leaders' edition and student booklet
- 8 sessions
- Story Bag available including all items used in the resource

YEAR 1



Term Plan Overview

Term 1

CHAT-A-BOX

Term 2

**SUPA TV SERIES 1
+ CHAT-A-BOX**

Term 3

**STORIES OF THE
KINGDOM**

Term 4

**WHO DO YOU
SAY I AM?**

Term 1 Plan

CHAT-A-BOX



Week 1 - Beginnings

This week's video:




SaddleBack Kids - Stories of the Bible
"Creation" (Genesis 1-2)

Scan the QR Code to access video or
access via SaddleBack Kids on YouTube



Resource:

CHAT-A-BOX Junior -Topic Series "Beginnings"



Follow through
the card and
engage with the
prompts and
discussion
questions.

This can even be
student led!

Game: Team Architect

Materials: packet of pop-sticks, roll of sticky tape

Challenge: build a bridge which will support a heavy book.

Prayer:

Father, we thank you that you created the world and you made us to live in it. Thank you that you make us new people in Jesus. May we look forward in hope for the day you make all things new in heaven. In Jesus' name, Amen.


Memory Verse: 2 Corinthians 5:17

"Anyone who belongs to Christ is a new person. The past is forgotten, and everything is new."

Week 2 - Heaven

This week's resource:

CHAT-A-BOX Junior - Topic Series "Heaven"



Follow through the card and engage with the prompts and discussion questions.

This can even be student led!

Game: Two Truths and a Lie

Student shares three "facts" about themselves. Two are truths and one is a lie. The others in the group try to guess which facts are the truths, and which is the lie.

Prayer:

Jesus, we thank you that you are the way to heaven, and you died and rose again so we can live with you forever. May we be changed by this truth and live differently because of what you have done for us. Amen.

Memory Verse: Revelation 21:4

"He will wipe all tears from their eyes, and there will be no more death, suffering, crying, or pain."

Week 3 - The Bible

Resource:

CHAT-A-BOX Junior - Topic Series "The Bible"



Follow through the card and engage with the prompts and discussion questions.

This can even be student led!

Game: Find the Bible Verse the Fastest

Two teams. Teams are given a verse and they have to find it in the Bible as fast as possible. Then one person (everyone gets a turn) writes the verse on the whiteboard. Whichever team is quickest through all selected verses wins.

Prayer:

Jesus, we thank you that you are the way to heaven, and you died and rose again so we can live with you forever. May we be changed by this truth and live differently because of what you have done for us. Amen.

Memory Verse: 2 Timothy 3:16-17

"All Scripture is God-breathed and is useful for teaching, rebuking, correcting and training in righteousness, so that the servant of God may be thoroughly equipped for every good work."

Week 4 - Prayer

Resource:

CHAT-A-BOX Junior -Topic Series "Prayer"



Follow through the card and engage with the prompts and discussion questions.

This can even be student led!

Game: Scissors Paper Rock Chain Game

Get into pairs and play off in scissors, paper, rock. Then the winner verses another winner, with the losers cheering for the person who beat them. Eventually there will be two huge crowds cheering for either person.

Prayer:

Dear God, thank you that we can talk to you. We pray for the people in our lives, that they would come to know you. Remind us to talk to you more because you are here with us and can help us every day. Amen.


Memory Verse: James 5:16

"If you have sinned, you should tell each other what you have done. Then you can pray for one another and be healed. The prayer of an innocent person is powerful, and it can help a lot."

Week 5 - Faith

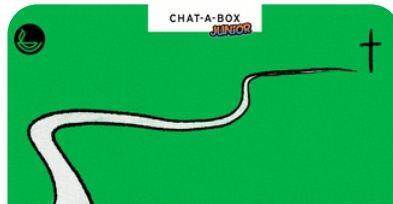
Resource:

CHAT-A-BOX Junior -Topic Series "Faith"



- Q1) What do you think faith is?
Q2) What is an everyday example of things we have faith in?

FAITH



What does the Bible say about faith?

Faith in Jesus makes us friends with God.

God loved the people of this world so much that he gave his only Son, so that everyone who has faith in him will have eternal life and never really die. (John 3:16)

By faith we have been made acceptable to God. And now, because of our Lord Jesus Christ, we live at peace with God. (Romans 5:1)

Faith is important to God.

But without faith no one can please God. We must believe that God is real and that he rewards everyone who searches for him. (Hebrews 11:6)

Discussion Questions

- Q1) What does having faith in Jesus mean?
Q2) What are some reasons why faith is important in our relationship with God?
Q3) What are some ways we can show faith in God?

FAITH

Scripture Union

Follow through the card and engage with the prompts and discussion questions.

This can even be student led!

Game: Celebrity Heads

Each student is given a celebrity and may ask the audience one 'Yes' or 'No' question at a time to guess their celebrity. Students continue to ask questions until they have correctly identified the celebrity. The first participant to correctly identify the name of their celebrity wins. Continue until everyone has guessed their identity. (You can use bible characters!)

Prayer:

God, thank you for giving us faith in you and your Son Jesus. Thank you that you have made us your friends because of Jesus. Please give us more faith so we can trust you more. Amen.

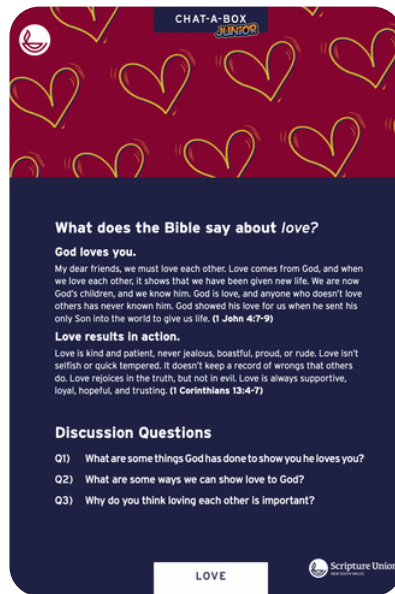
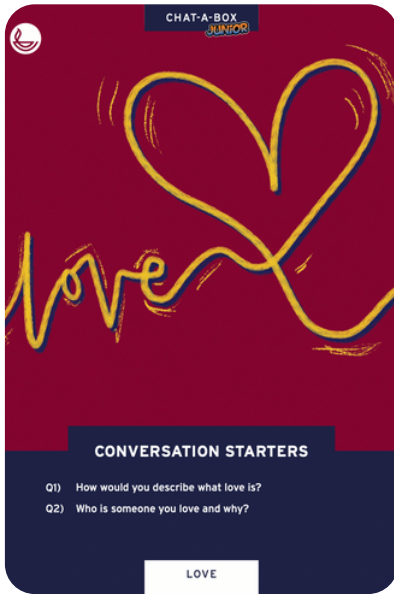
Memory Verse: Romans 5:1

"By faith we have been made acceptable to God. And now, because of our Lord Jesus Christ, we live at peace with God."

Week 6 - Love

Resource:

CHAT-A-BOX Junior -Topic Series "Love"



Follow through the card and engage with the prompts and discussion questions.

This can even be student led!

Activity: Worship

Take this opportunity to discuss what worship is and why we worship. Scan the QR code below to access the video!



Prayer: Teaspoon Prayers

Material: Teaspoon

Activity: Pass the teaspoon around the circle and whoever has it prays following this prayer scaffold:

- T - Thank (God for his love etc)
- S - Sorry (Confess the sin of not loving him/others)
- P - Please (Ask God for power to love)

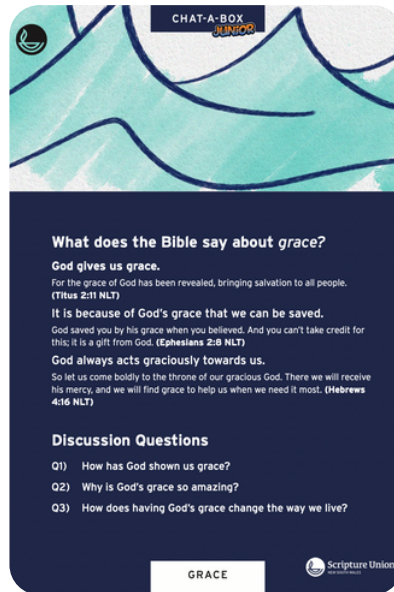
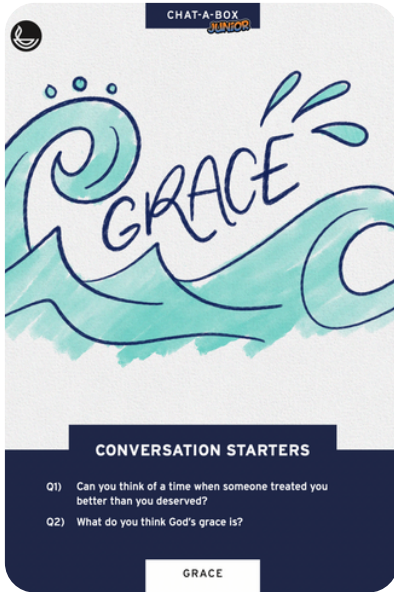
Memory Verse: John 3:16

"For God so loved the world that he gave his one and only Son, that whoever believes in him shall not perish but have eternal life."

Week 7 - Grace

Resource:

CHAT-A-BOX Junior -Topic Series "Grace"



Follow through the card and engage with the prompts and discussion questions.

This can even be student led!

Game: True or false

Everyone stands, heads is true and hips is false. Ask a series of questions relevant to the lesson and/or students and those who answer incorrectly sit until there is a winner

Prayer: Fold a Prayer

Everyone gets a piece of paper. Write a prayer request. Fold and pass to the left. Keep doing this. After 5 goes, each person reads the points and prays privately.

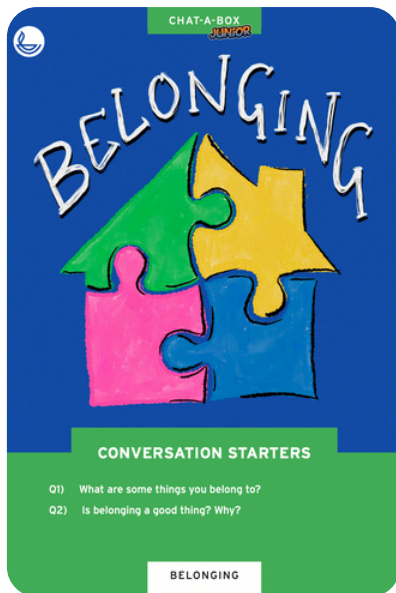
Memory verse: Ephesians 2:8

"God saved you by his grace when you believed. And you can't take credit for this; it is a gift from God."

Week 8 - Belonging

This week's resource:

CHAT-A-BOX Junior -Topic Series "Belonging"



Follow through the card and engage with the prompts and discussion questions.

This can even be student led!

This week's activity: Your Choice

Everyone stand in middle of room. Say "Mcdonalds or KFC". Kids move to left or right of room to show which one they prefer. Point to where each group should go.

This week's Prayer Activity: Wipe Away My Sins

Materials: Whiteboard and Makers

Activity: Read Psalm 51 before activity. Write up confessions/saying sorry to God for sinning and wipe off with rubber when done.

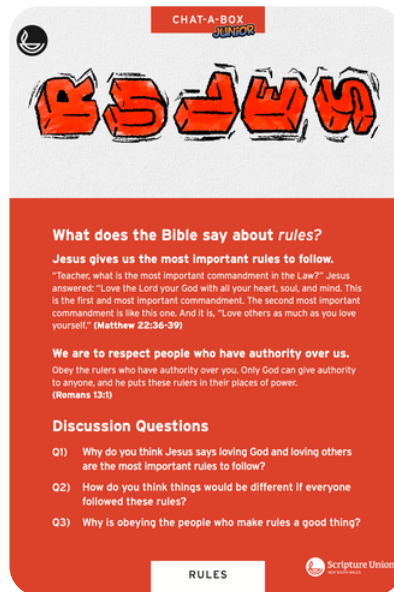
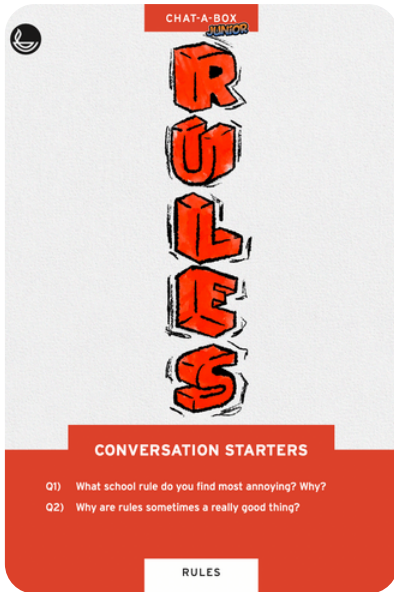
This week's memory verse: 1 John 5:20

"We know that Jesus Christ the Son of God has come and has shown us the true God. And because of Jesus, we now belong to the true God who gives eternal life."

Week 9 - Rules

This week's resource:

CHAT-A-BOX Junior -Topic Series "Rules"



Follow through the card and engage with the prompts and discussion questions.

This can even be student led!

This week's activity: Similarities

Students sit in circle on chairs. One person in middle. They say something about them like "I like sport". Then everyone who likes sport goes into middle and finds another chair in the circle to sit on. Whoever is left in middle says another thing. Continue.

This week's Prayer Activity: Happy and Sad Times

Material: Whiteboard and Markers

Activity: Draw a happy face and Sad face on opposite sides of the board. Under the happy face write down praise prayer points and under the sad face write prayer points about this week. Pray as a group.

This week's memory verse: Galatians 5:14

"All the Law says can be summed up in the command to love others as much as you love yourself."

Week 10 - Parents

This week's resource:

CHAT-A-BOX Junior -Topic Series "Parents"



Follow through the card and engage with the prompts and discussion questions.

This can even be student led!

This week's activity: Jockey's Up

See QR code for video.



This week's Prayer Activity: Gift of Praise

Make/bring a large gift box. Students can write down praise points and put them inside the box. Each student draws a praise point and can pray for that point.

This week's memory verse: Ephesians 6:1-3

"Children, you belong to the Lord, and you do the right thing when you obey your parents."

Term 2 Plan

SUPA TV SERIES 1

+ CHAT-A-BOX



Week 1 - God's Big Plan for Little People Part 1

This week's video:

SUPA TV SERIES 1 – Episode 1

Scan the QR Code to access video and downloadable worksheet or access via SUNSW Website



This week's activity: **Worksheet**


Materials: Coloured pencils and printed material
Game: The Floor is Lava

This week's Prayer Activity: **Gratitude Wall**

Get the students to write on sticky notes or white board all the things they're grateful for. This can be an ongoing list you refer to each lesson!

This week's memory verse: **John 3:16**

"For God so loved the world that he gave his one and only Son, that whoever believes in him shall not perish but have eternal life."



Week 2 - God's Big Plan for Little People Part 2

This week's video:

SUPA TV SERIES 1 - Episode 2

Scan the QR Code to access video and downloadable worksheet or access via SUNSW Website



This week's activity: Worksheet


Materials: Coloured pencils and printed material
Game: Heads down Thumbs up

This week's Prayer Activity: Small Groups

Get the students to break off into groups and pray for each other.

This week's memory verse: Luke 11:28

"Jesus replied, "That's true, but the people who are really blessed are the ones who hear and obey God's message!"



Week 3 - God's Big Plan for Little People Part 3

This week's video:

SUPA TV SERIES 1 - Episode 3

Scan the QR Code to access video and downloadable worksheet or access via SUNSW Website



This week's activity: Worksheet

Materials: Coloured pencils and printed material

Game: Musical chairs

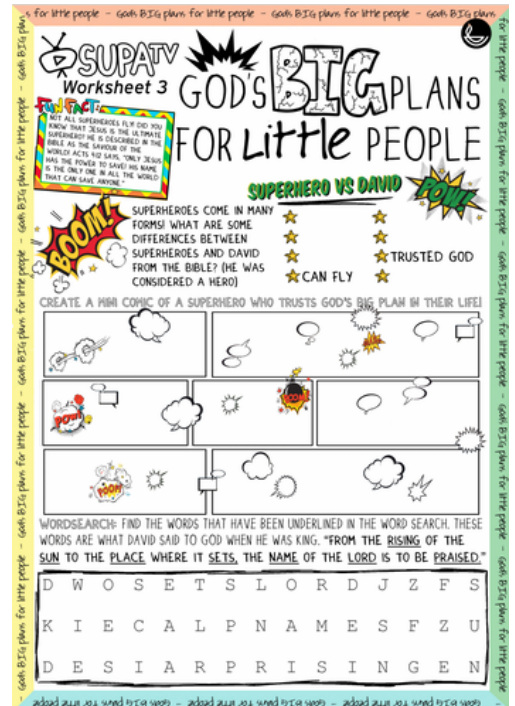
This week's Prayer Activity:

Popcorn Prayer

As a big group students pray and 'pop' in whenever they would like to pray.

This week's memory verse: Acts 4:12

"Only Jesus has the power to save! His name is the only one in all the world that can save anyone."



Week 4 - God's Big Plan for Little People Part 4

This week's video:

SUPA TV SERIES 1 - Episode 4

Scan the QR Code to access video and downloadable worksheet or access via SUNSW Website



This week's activity: Worksheet

Materials: Coloured pencils and printed material
Game: Bang

This week's Prayer Activity: Prayer Journals

Source each student with a journal to write all their prayer points in. This can be something they bring back and pray about in future weeks.

This week's memory verse: 1 Timothy 4:12

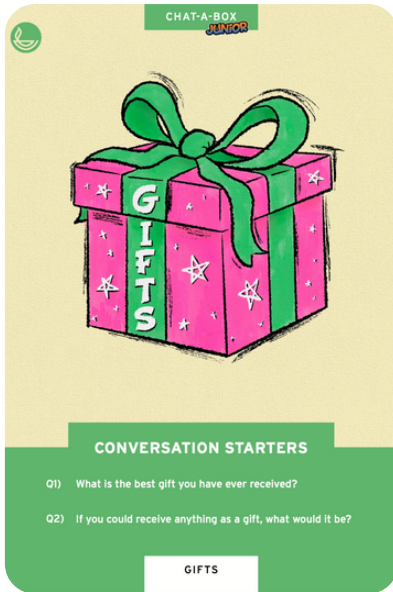
"Don't let anyone look down on you because you are young, but set an example for the believers in speech, in conduct, in love, in faith and in purity."



Week 5 - Gifts

This week's resource:

CHAT-A-BOX Junior -Topic Series "Gifts"



Follow through the card and engage with the prompts and discussion questions.

This can even be student led!

This week's activity: Heads Down, Thumbs Up!

Pick 4 people to stand at the front. Everyone else put their heads down and thumbs up. The 4 people squeeze one person's thumb each. Then they guess who of the 4 squeezed their thumb and if they are correct they replace the person.

This week's Prayer Activity: Reflect On Series 1

Praying and thanking God for the series and asking him to help us to put what we've learnt into action. Use a whiteboard for points of what we've learnt. Look back at worksheets to remember.

This week's memory verse: 1 Timothy 4:12

"Don't let anyone look down on you because you are young, but set an example for the believers in speech, in conduct, in love, in faith and in purity."

Week 6 - God's Upside-Down Kingdom Part 1

This week's video:

SUPA TV SERIES 2 - Episode 1

Scan the QR Code to access video and downloadable worksheet or access via SUNSW Website



This week's activity: Worksheet

Materials: Coloured pencils and printed material


Game: Musical chairs

This week's Prayer Activity: Paper Aeroplane Prayers

Each student makes one, writes prayers on it first, then throws it to other kids to pray for them.

This week's memory verse: Luke 18:16

Then Jesus called for the children and said to the disciples, "Let the children come to me. Don't stop them! For the Kingdom of God belongs to those who are like these children."



Week 7 - God's Upside-Down Kingdom Part 2

This week's video:

SUPA TV SERIES 2 - Episode 2

Scan the QR Code to access video and downloadable worksheet or access via SUNSW Website



This week's activity: **Worksheet**

Materials: Coloured pencils and printed material
Game: (Hangman relevant to scripture)

This week's Prayer Activity: **Hand Signs Confession**

See image to the right.

This week's memory verse: **Luke 18:16**

Then Jesus called for the children and said to the disciples, "Let the children come to me. Don't stop them! For the Kingdom of God belongs to those who are like these children."




Week 8 - God's Upside-Down Kingdom Part 3

This week's video:

SUPA TV SERIES 2 - Episode 3

Scan the QR Code to access video and downloadable worksheet or access via SUNSW Website



Game: Worksheet/Scategories

Materials: Coloured pencils and printed material

Game: Scategories

Prayer: Prayer Square

Put masking tape on the floor in multiple square shapes, place paper showing topics to pray for on the ground in square spaces. Stand in a spot and pray for the requests placed there.

Memory Verse: Luke 18:16

Then Jesus called for the children and said to the disciples, "Let the children come to me. Don't stop them! For the Kingdom of God belongs to those who are like these children."



Week 9 - God's Upside-Down Kingdom Part 4

This week's video:

SUPA TV SERIES 2 - Episode 4

Scan the QR Code to access video and downloadable worksheet or access via SUNSW Website



This week's activity: **Worksheet**


Materials: Coloured pencils and printed material
Game: Birthday Lineup (in order of birthday)

This week's Prayer Activity: **Bowl-full**

Everyone writes one thing they can thank God for. Fold and put in a bowl. Mix it up and each kid choose one and pray aloud the point.

This week's memory verse: **Luke 18:16**


Then Jesus called for the children and said to the disciples, "Let the children come to me. Don't stop them! For the Kingdom of God belongs to those who are like these children."



Week 10 - Joy

This week's resource:

CHAT-A-BOX Junior -Topic Series "Joy"



Follow through the card and engage with the prompts and discussion questions.

This can even be student led!

This week's activity: **Jockeys up**

Check the QR code for a video of the game.

This week's Prayer Activity:
Reflect On Series 2

Praying and thanking God for the series and asking him to help us to put what we've learnt into action. Use a whiteboard for points of what we've learnt. Look back at worksheets to remember.

This week's memory verse: **Luke 18:16**

Then Jesus called for the children and said to the disciples, "Let the children come to me. Don't stop them! For the Kingdom of God belongs to those who are like these children."



Term 3 Plan
STORIES OF THE
KINGDOM
&
INFO CARDS



Week 1 - Two Builders

WATCH
VIDEO ON
USB



This week's activity: Build a Tower

Items needed:

Paddle pop sticks. 3 rolls of sticky tape

Procedure:

Small groups of 3 or 4. 10 paddle pop sticks and 1 roll of tape in each group. Aim to make the tallest and most stable tower in the decided time. The tallest standing tower wins.

This week's Prayer Activity:

Discussion Questions

Pray based on the challenge and application of the discussion questions.

This week's memory verse: Matthew 13:12


To those who listen to my teaching, more understanding will be given, and they will have an abundance of knowledge.



Week 2 - The Two Sons



**WATCH
VIDEO ON
USB**



This week's activity: Pigs in The Pen


- Use masking tape to outline a box on the floor that'll act as the pigs' pen.
- Choose one player to be the pig keeper and the others to act like pigs, crawling on the ground and oinking!
- Once the game begins the pigs can all escape from the pen and hide. The pig keeper needs to run around and try to make eye contact with each one of the pigs and say their name.
- If this happens, the pig has been caught and they must return back to the pen and stay in there for the duration of the game.
- The aim of the game is for the pig keeper to get all the pigs back into the pen. When the leader decides the game is over, the winner is any pig still loose or the pig keeper if they have all the pigs back in the pen.

This week's Prayer Activity: Father Focus

Focus on the fact we pray to our "Father" as in the story and remind them of his character

This week's memory verse: Luke 15:24

"For this son of mine was dead and is alive again; he was lost and is found."



Week 3 - The Good Samaritan

**WATCH
VIDEO ON
USB**



This week's activity: Injured Relay

Items needed:

Between 5 and 10 bandages

Procedure:

Split the SUPA club in half. Ask the groups to nominate one person from their group to be the 'injured friend'. Ask the 'injured friend' to sit down at one end of the classroom. Give each of their teammates a bandage as they line up on the other side of the classroom. Relay race each person until the injured friend is fully wrapped.

This week's Prayer Activity:

Write a list of people we know to be outsiders or in need (sick etc). Then write next to them how we can help them. Pray for them and ask God to give us courage and his heart towards the suffering people.



This week's memory verse: Luke 10:36-37

"Which of these three do you think was a neighbor to the man who fell into the hands of robbers?" The expert in the law replied, "The one who had mercy on him." Jesus told him, "Go and do likewise."

Week 4 - The Hidden Treasure and the Valuable Pearl


**WATCH
VIDEO ON
USB**



Game: The Price is Right

- Items needed: A packet of cookies or lollies

Bring a packet of cookies or lollies along to SUPA club. Ask the students to take turns guessing the cost of the item and respond with higher, lower or correct! Once the value is guessed, share the item with the group.

Prayer:

Draw a treasure chest on a whiteboard. Write up inside characteristics or roles, stories, events of Jesus' life and person inside, showing his worth. Make them into praise points.



Memory Verse: Matthew 13:44

"The kingdom of heaven is like treasure hidden in a field. When a man found it, he hid it again, and then in his joy went and sold all he had and bought that field."

Week 5 - One Sheep

WATCH
VIDEO ON
USB




Game: The Lost Chocolate

Items needed:

- A block of chocolate
 1. Hide a block of chocolate (or something else they can share) somewhere in the room.
 2. Give the students a couple of minutes to find it, encouraging them to search harder by using a timer.
 3. When found, celebrate by eating it together.

Prayer: For Lost Sheep

Prayers for lost sheep we know (those not following Jesus). Ask God to remind us that we are also lost without Jesus and so to encourage us to listen to him and obey him.



Memory Verse: Luke 15:7

Jesus said, "In the same way there is more happiness in heaven because of one sinner who turns to God than over 99 good people who don't need to."

Week 6- The Great Banquet



**WATCH
VIDEO ON
USB**



Game: Party Time

Items needed:

- Party decorations (balloons, party hats etc.)
- Party food

Prepare a special party for your students. Maybe you could set up a nice table with food and decorations or blow up some balloons and play a fun party game. Either way, just make sure it's something different from your normal SUPA club and has the feeling of a special party.



Prayer: Party Prayer

Write prayers on serviettes or other decorations from the party. Open prayer. Thank God for his goodness.

Memory Verse: Luke 14:15

After Jesus had finished speaking, one of the guests said, "The greatest blessing of all is to be at the banquet in God's kingdom!"

Week 7- SUPA Great Banquet

Party Week

Take this week as an opportunity for students to invite their friends to lunchtime group. Feel free to organise a pizza lunch and run fun games to engage all the new kids. You can go back through this resource to find any games and activities. Decorate with party hats and streamers, play fun music to create a fun environment.

Bible Talk - What is A Christian Info Card

WHAT IS A CHRISTIAN?

A Christian is someone who trusts and follows Jesus.
But what does this mean? Lets go back to the start...

In the beginning...
Christians believe that God created the whole world. He also made people to have a perfect friendship with him! God said everything he made was good.

Then what happened?
Sadly, we have all turned away from God and gone our own way. The Bible calls this **sin**. Our sin creates a gap between God and us.

Jesus- the Saviour of the world!
God loves us so much that he sent his Son Jesus to **bridge** that gap for us. Jesus took the punishment for our sins by dying on a cross so we could be forgiven and become friends with God again. Three days later Jesus came back to life, showing he has power over everything!

“God loved the people of this world so much that he gave his only Son, so that everyone who has faith in him will have eternal life and never really die.”
John 3:16

Christians trust the Bible is God’s word to us. The Bible points to who God is, shows what he has done for us, and directs us in how to live.

GOD’S FREE GIFT TO US
We can’t do anything to earn God’s forgiveness, it is a free gift from God that he gives to all who trust and follow Jesus.
Following Jesus is a great adventure! We grow closer to him as we choose to live the way he wants us to live.

When we follow Jesus, God the Holy Spirit comes to live inside us. The Holy Spirit helps us to be more like Jesus and gives us power to love and care for other people!

Christians believe there is only one true God, who has revealed himself as God the Father, God the Son (Jesus) and God the Holy Spirit.

HOW DO I BECOME A CHRISTIAN?
Becoming a Christian means deciding to trust and follow Jesus for yourself, living his way and enjoying friendship with God now and forever!
If you would like to follow Jesus, this is a prayer you can pray:

Dear God,
Thank you for loving me. I’m sorry for the times I have disobeyed you.
Thank you Jesus for dying on the cross and coming back to life so I can be forgiven.
Please be my friend and help me to live your way.
Amen.

If you just prayed this prayer, congratulations! You are now a Christian!
It’s a great idea to tell an adult about your decision, and to meet with other Christians to help you grow in your friendship with Jesus. Your school lunchtime group or local church are great places to do this.



This guide was produced by Scripture Union

Game of Choice

Choose from the games and activities used so far in this resource. You may want to play multiple games!

Memory Verse: John 3:16


"For God so loved the world that he gave his one and only Son, that whoever believes in him shall not perish but have eternal life."



Week 8 - The Rich Fool



**WATCH
VIDEO ON
USB**



Game: Rob The Nest

Items needed: Balls and/or small bean bags

- Divide the students up into 3 teams and ask them to stand in opposite corners or in a triangle shape.
- Pick a few items (balls and small bean bags would work well) and put all the items in the middle.
- Give a signal to start the game.
- The first person from each team runs up and grabs an item from the middle and adds it to their teams' nest.
- Teams can also steal from other teams until time runs out.

Prayer: Sharing Prayers

Make commitments to sharing our things, time, money, etc.

Gratitude prayers because thankfulness is key to valuing what we've been given.




Memory Verse: Mathew 13:12

To those who listen to my teaching, more understanding will be given, and they will have an abundance of knowledge.

Week 9 - A Story About a Farmer

**WATCH
VIDEO ON
USB**



Activity: Grassy Heads

Watch video for materials list and instructions! Scan the QR code to access the video.



SCAN ME

Prayer Activity

Draw the 4 different soils. Which one do you think you are?

Pray that God would make us good soil/hearts to receive his word.

Memory Verse: Matthew 13:12

To those who listen to my teaching, more understanding will be given, and they will have an abundance of knowledge. But for those who are not listening, even what little understanding they have will be taken away from them.



Week 10 - Prayer

What is Prayer?

This week we further explore what prayer is and why we pray. Use the idea card below to promote discussion and lead your bible talk.

PRAYER
GIVE ALL YOUR WORRIES AND CARES TO GOD.
FOR HE CARES ABOUT YOU. 1 PETER 5:7 (NLT)

WHAT IS PRAYER?
Prayer is talking and walking with God.

Talking, because God wants us to be his friends. Just like you talk and listen to your friends every day, God wants us to do the same with him. Through prayer, we can grow closer to God.

WHY DO WE PRAY?
God loves it when we want to spend time with him!
Prayer is where you can praise God, thank him, tell him if you have sinned and be forgiven, ask him for help for yourself or others, or just feel close to him!

THINGS GOD LOVES TO HEAR

PLS HELP! I LOVE YOU
Thank you! I'm sorry :(
I trust in you. I depend on you.

HOW DO WE PRAY?

PRAYER STARTERS

Hi Lord Jesus, ...
Dear God, ...
Matthew 6:1-13

ALONE
SILENTLY
EYES CLOSED
TOGETHER
OUT ALOUD
EYES OPEN
BE YOURSELF

Q: DOES GOD ANSWER EVERY PRAYER?
A: God does hear and answer every prayer.

The Bible is full of amazing stories of God answering prayer! Sometimes he gives us what we ask for, but sometimes his answer might be no, or not yet. This can be hard, but remember that God is a good and kind Father who always knows what is best for his kids.

When bad things happen the Bible tells us that God helps us through every situation and brings us comfort, strength and guidance (Romans 8:28, Psalm 28:7, Psalm 32:8). God asks us to keep on praying because nothing is impossible with God! (1 Thessalonians 5:17, Mark 10:27).

Scripture Union
www.su.org.uk

Activity: Chinese Whispers

Students form circle, and the first player whispers this weeks bible verse (1 Peter 5:7) to the ear of the second person. The second player repeats the verse to the third player, and so on. When the last player is reached, they announce the verse they heard to the entire group. The first person then compares the original message with the final version.

Prayer Activity - Silent Prayer

Sit in a circle and play some instrumental worship music. Have the leader open in prayer and for 1 minute allow the students to sit and pray silently. After one minute the leader can then close in prayer.

Memory Verse: 1 Peter 5:7

"Cast all your anxiety on him because he cares for you."

Term 4 Plan

WHO DO YOU SAY
I AM?



Week 1 - The Light for the World


**WATCH
VIDEO ON
USB**




Game: Hidden Keys

Choose one student to sit on a chair and ask the other students to form a circle on the floor around them. Ask the student on the chair to close their eyes, and place a set of keys on the floor beneath them. Choose one student from the circle to retrieve the keys and return to their spot without being tagged. The student on the chair must keep their eyes closed and can only use their hands to try and tag the student as they take the keys. If the student trying to take the keys gets tagged, they become the new person on the chair.

Prayer: Light Up Prayer

Bring a torch/phone torch. Turn lights off and pass the torch around the circle. The Person with light prays. Pass it on.



Memory Verse: John 8:12

"Once again Jesus spoke to the people.

This time he said, "I am the light for the world! Follow me, and you won't be walking in the dark. You will have the light that gives life."

Week 2 - The Good Shepherd


**WATCH
VIDEO ON
USB**



Game: Animal Jumble

Give each student a piece of paper and a pencil then place them in groups of 4 or 5. Ask each student to draw a different body part of an animal of their choice (e.g. fish tail, elephant trunk, chicken body). Ask each group to put their funny animal together with sticky tape and share what they have called their animal (e.g. fish-ele-ken!).

Prayer: Pin the Prayer on the Sheep

Make or draw a sheep and have the students write prayer points on paper. Pin it on sheep and pray for the prayer requests as a group.



Memory Verse: John 8:12

"Once again Jesus spoke to the people.

This time he said, "I am the light for the world! Follow me, and you won't be walking in the dark. You will have the light that gives life."

Week 3 - The Bread That Gives Life


**WATCH
VIDEO ON
USB**



Game: Food True or False

Ask all the students to stand in the middle of the room and call one side of the room 'true' and the other side 'false'. Read out the following food related statements. Each student chooses either true or false and moves to that side of the room. Give the correct answer and then move on to the next statement.

- Hot Cross Buns are usually eaten at Christmas: False
- French Fries were invented in France: True
- Australia is the largest producer of bananas: False
- Bees produce vegemite: False
- McDonald's has restaurants in over 100 countries around the world: True

Prayer: Bread Prayer

Bring bread loaf. Students pray for something new each time they eat a piece of bread.

Memory Verse: John 6:35

"Jesus replied: I am the bread that gives life! No one who comes to me will ever be hungry. No one who has faith in me will ever be thirsty."

Week 4 - The Gate


**WATCH
VIDEO ON
USB**



Game: The cat, the mouse and the gate


Pick two students to be the cat and the mouse. The other students form a circle and hold hands, becoming a gate. The mouse stands inside the circle and the cat stands outside. The aim of the game is for the mouse to get outside the circle and avoid being caught by the cat. The mouse cannot stay inside the circle for more than 10 seconds. The cat cannot come into the circle but they can reach into the circle to tip the mouse. The students have to try and keep the cat away from the mouse by holding up their hands to let the mouse in and out of the circle. If the mouse is caught, they become the new cat. The old cat joins the circle and another student becomes the new mouse.

Prayer: Waterfall Prayer

Everyone prays out loud all at once until it sounds like a crowd of mixed prayers and voices.

Memory Verse: John 10:9

I am the gate. All who come in through me will be saved. Through me they will come and go and find pasture.



Week 5 - The Way, the Truth, and the Life


**WATCH
VIDEO ON
USB**




Game: Knots

Ask the students to form a small circle, standing shoulder to shoulder. The students close their eyes, reach out their arms and grab hold of the hand of two different people from across the circle (excluding the person on either side). Once they are all holding two hands, students open their eyes and work together to find the way to untangle the knot without letting go of the hands they are holding. The game stops when the students have found the way to untie themselves and have formed a new circle.

Prayer: Through Jesus

Leader asks if any one has any prayer requests. Start prayer by saying "Dear Jesus" and close the prayer by saying "in Jesus name amen" to emphasise that Jesus is the Gate to God.



Memory Verse: John 14:6

"I am the way, the truth, and the life!" Jesus answered. "Without me, no one can go to the Father. "

Week 6 - The Vine


**WATCH
VIDEO ON
USB**



WHO DO YOU SAY I AM - WEEK 6

Game: Fruit Salad

Form a circle with chairs that has one chair fewer than the total number of students. Nominate a student to be "in" and ask them to stand in the centre of the circle. Go around the circle and give each student a fruit name, either apple, orange or pear. The student who is "in", calls out one of the fruits. If they call out "apples", everyone who is that fruit must get up and change seats. The student who is "in" also tries to sit in an empty spot, leaving one person without a chair. The student not sitting in a chair is then "in".

Prayer: Prayer Link

Students sit in a circle and hold hands. The leader starts off in prayer and squeezes the person next in the circle for them to pray. Continue around the circle until every one has prayed.

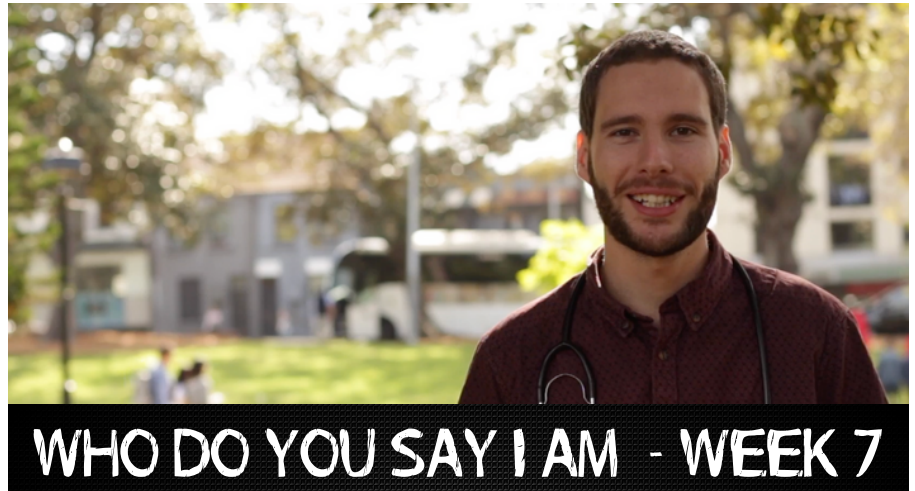


Memory Verse: John 15:5

I am the vine, and you are the branches. If you stay joined to me, and I stay joined to you, then you will produce lots of fruit. But you cannot do anything without me.

Week 7 - The One Who Raises the Dead to Life


**WATCH
VIDEO ON
USB**



Game: Guess the action

- Ask 1 student to stand at the front of the room with their back to the group.
- Ask the other students to act out 1 of these actions; 'alive' (hands raised in the air), 'asleep' (both hands together like a pillow beside their head) and 'faith' (both hands covering their heart).
- Ask the students to 'freeze' in the action they chose.
- Then ask the student at the front to turn around while doing one of the actions. Any student who is doing the same action is out.



Prayer: Prayer Jar

Students write down their prayer requests on paper and put it in the jar. Then leader prays for all prayer points.



Memory Verse: John 11:25

Jesus then said, "I am the one who raises the dead to life! Everyone who has faith in me will live, even if they die."

Week 8 - Who Do You Say I Am



**WATCH
VIDEO ON
USB**



Game: Who am I?

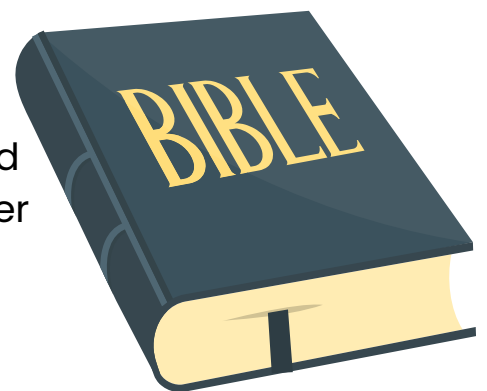
Give each student a piece of paper and ask them to answer the following questions:

- What is your favourite animal?
- What is your favourite sport?
- What year are you in?
- What is your last name?

Collect all the answer sheets and choose one to read out to the group. Giving one of the answers at a time, students put up their hand if they think they know who the student is. Continue until someone answers correctly and then go on to the next answer sheet.

Prayer: Prayer Bookmarks

Hand out paper cut in rectangular book marks and allow students to decorate them and write a prayer point on it. This way, whenever they use the book mark they are reminded to pray for it.



Memory Verse: Matthew 16:15-16

Then Jesus asked them, "But who do you say I am?"

Simon Peter spoke up, "You are the Messiah, the Son of the living God."

Week 9 - How To Read the Bible

What is the Bible?

The Bible is God's story as recorded through history. It tells us the story of creation and God's plan to save us from sin. Use the info card below to explore this further...

HOW TO READ THE BIBLE

WHAT IS THE BIBLE?
The Bible is God's book.
A long time ago God chose certain people to write down his words so that we could learn about him and get to know him just like we know our family and friends!
The Bible is made up of 66 smaller books that are really exciting and full of action. The best thing about God's book is that he says he loves you very much, and he has done something amazing to show it!

WHAT IS IN THE BIBLE?
The 66 books that make up the Bible are split into 2 sections - the Old Testament and the New Testament.
OLD TESTAMENT The Old Testament is the first 39 books in the Bible and has lots of great stories like Creation, Noah's Ark and David and Goliath. It also tells us that even though all people turn away from God, he would send a Saviour to rescue us.
NEW TESTAMENT The New Testament is the last 27 books in the Bible and includes lots of stories about Jesus and the people who followed him. It tells the story of how Jesus died on a cross and rose again, beating death to show he is the Saviour of the world. We can follow Jesus today too!

HOW DO I FIND MY WAY AROUND THE BIBLE?
Bible chapters and verses help us to find our way around the Bible. When you open a Bible, you will see big numbers to tell you the chapters, and small numbers to tell you the verses.
A Bible verse is written like this:
book Matthew 16:13 verse
which means go to the book of Matthew, chapter 16 and verse 13.
A Bible 'passage' is a group of verses and is written like this: Matthew 16:13-17.
This means in Matthew chapter 16 you start reading at verse 13 and finish at the end of verse 17.

WHERE SHOULD I START READING IN THE BIBLE?
You can start reading the Bible at any book, although a really good place to start is the Gospels - the books named Matthew, Mark, Luke and John.
The word gospel means 'good news'. The Gospels are the first books in the New Testament and have lots of stories about the good news of Jesus!

Your word is a lamp that gives light wherever I walk.
Psalm 119:105
The Bible is sometimes called God's word.

Look this passage up in a Bible to find out who Jesus really is!

This guide was produced by Scripture Union

Game: Bible Character Trivia

Split up the students into groups of 3. Every groups get a bible and from the list of bible characters below the students must find what book of the bible they are from.

- Moses
- Jonah
- Mary
- (You can add more!)



Prayer Activity - Prayer Board

Leader writes prayer points on a white board and students pray for one thing each.

Memory Verse: Deuteronomy 11:18

Fix these words of mine in your hearts and minds; tie them as symbols on your hands and bind them on your foreheads.



Week 10 - End of Year Party

Enjoy Fellowship

Use this week as a chance to play games, have fun and fellowship as a group. Bring lollies and snacks to share (perhaps a pizza lunch). Play music in the background and play some of your favourite games from this term!

Prayer Activity - Gratitude Prayer

What's one thing you can be grateful for from this past year?

Memory Verse: Hebrews 10:25

Let us not give up meeting together, as some are in the habit of doing, but let us encourage one another and all the more as you see the day approaching.



Notes

A spiral-bound notebook page with a green cover. The page is white and features 20 horizontal lines for writing. The spiral binding is located at the top edge of the page. The word "Notes" is written in a large, green, sans-serif font at the top center of the page.

YEAR 2



Term Plan Overview

Term 1

CHAT-A-BOX

Term 2

**A Step of Faith+
Info Cards**

Term 3

**Conversations
with Jesus +
God's
Fingerprints**

Term 4

**The One Behind
the Book**

Term 1 Plan

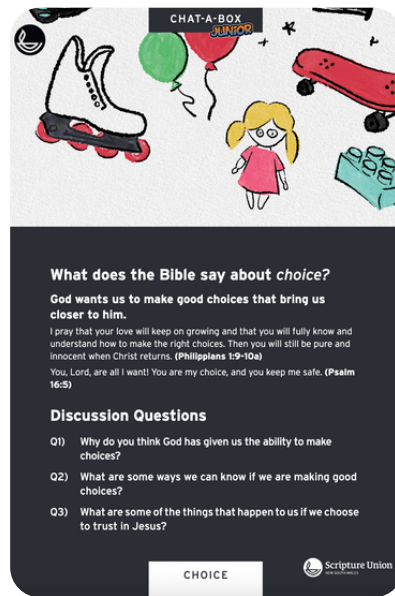
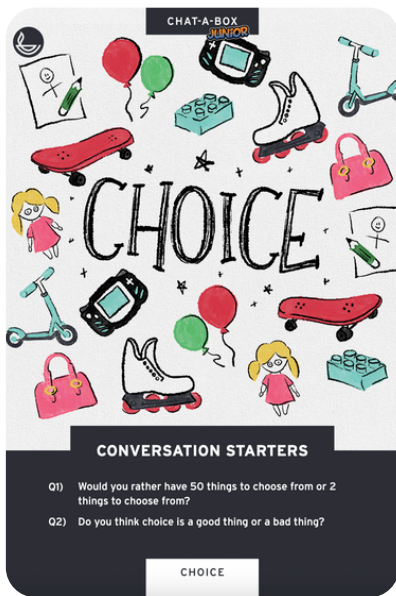
CHAT-A-BOX



Week 1 - Choice

Resource:

CHAT-A-BOX Junior -Topic Series "Choice"



Follow through the card and engage with the prompts and discussion questions.

This can even be student led!

Game: Heads, Shoulders, Knees, Cup!

See video for details.



Prayer: Choose the Country

This week we will pray for the persecuted Church. Briefly describe who they are. You get to choose who we pray for! Use Open Doors website.

Memory Verse: Psalm 16:5 CEV

You, Lord, are all I want! You are my choice, and you keep me safe.

Week 2 - Talk

Resource:

CHAT-A-BOX Junior -Topic Series "Talk"



Follow through the card and engage with the prompts and discussion questions.

This can even be student led!

Game: Direct me

Rearrange the furniture into a maze of sorts. In pairs, students lead their blindfolded partner through the maze. Instructors must give clear instructions ("Take three steps forward, then crouch down and crawl...", "Go under," "Walk past," "Step over,").

Tip: To limit chaos, admit just one pair at a time.

Prayer: Chain Prayers

Make paper chains or use paper clips. Add a link to the chain and think about someone that you care for and want to know that they are loved by you and God. Pray for them.

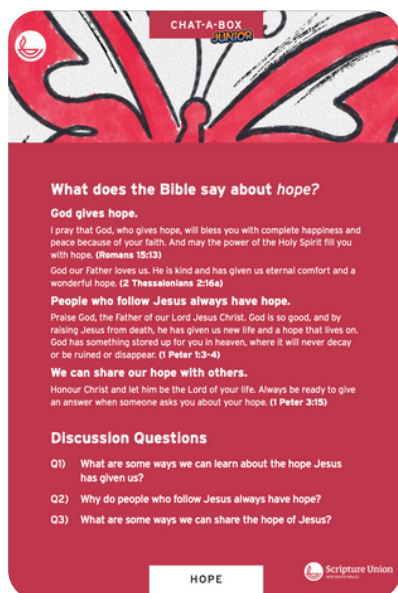
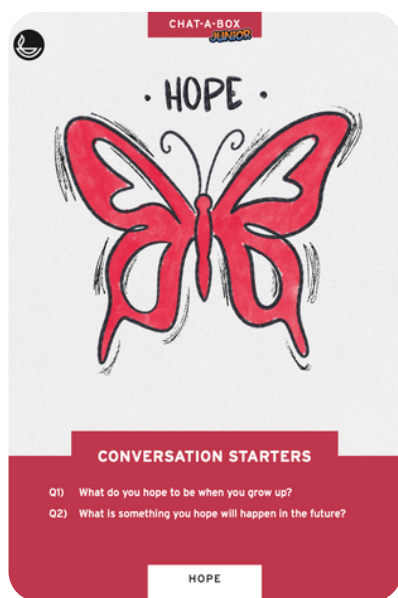
Memory Verse: Proverbs 18:20-21

Make your words good— you will be glad you did. Words can bring death or life! Talk too much, and you will eat everything you say.

Week 3 - Hope

Resource:

CHAT-A-BOX Junior - Topic Series "Hope"



Follow through the card and engage with the prompts and discussion questions.

This can even be student led!

Game: A-Z Board Race (like Scattegories)

- Two teams, think of categories (food, animals, places)
- Each team lines up in front of the whiteboard.
- First student runs to whiteboard and writes up a word starting with "A"
- Second student adds a word starting with "B", next C, until all letters finished or time up.

Prayer: Things We Find Hard To Do

There are things that we can find hard to do, like getting on with brothers and sisters, tidying up, working, exercising and trying new things.

Throw or drop a ball into a box and ask God to help you with the things you find hard (gives idea of success or achievement in the throw)

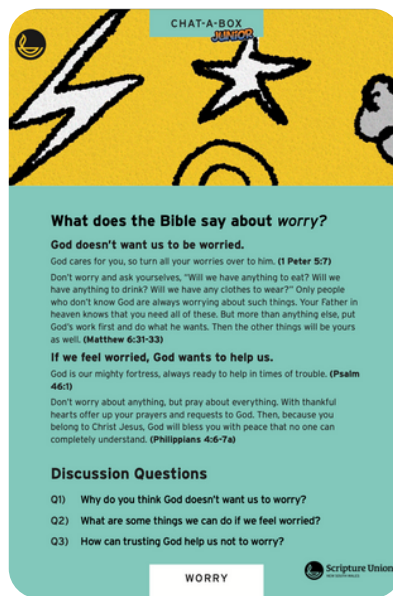

Memory Verse: Romans 15:13

I pray that God, who gives hope, will bless you with complete happiness and peace because of your faith. And may the power of the Holy Spirit fill you with hope.

Week 4 - Worry

Resource:

CHAT-A-BOX Junior -Topic Series "Worry"



Follow through the card and engage with the prompts and discussion questions.

This can even be student led!

Game: Articulate

- Use a few of the board game cards for a quick game.
- Two teams
- If no board game, make your own on Word.

Prayer: Play-Doh

- So if you're like me and find it hard to focus when your hands are still, grab a container of play-doh and start moulding things while you pray.
- You can even make shapes of the things you're praying for! :)

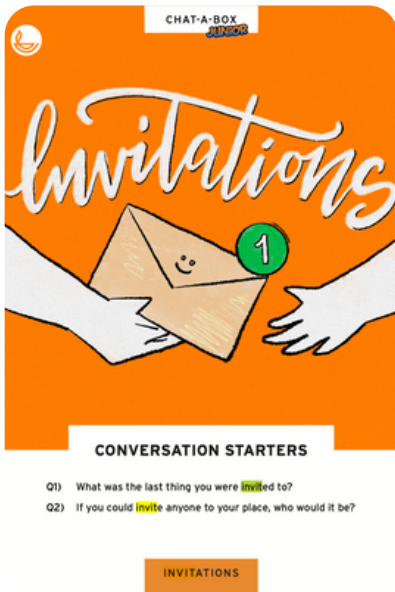
Memory Verse: 1 Peter 5:7

God cares for you, so turn all your worries over to him.

Week 5 - Invitations

Resource:

CHAT-A-BOX Junior -Topic Series "Invitations"



Follow through the card and engage with the prompts and discussion questions.

This can even be student led!

Game: Two Truths and a Lie

Student shares three "facts" about themselves. Two are truths and one is a lie. The others in the group try to guess which facts are the truths, and which is the lie.

Prayer:

- Use paint and a brush (or just use your fingers) and paint whilst you pray.
- You can paint a picture to God or paint keywords from your prayer, or combine the two and paint a picture with words overlaid.
- Maybe put music on too.


Memory Verse: James 5:16

"If you have sinned, you should tell each other what you have done. Then you can pray for one another and be healed. The prayer of an innocent person is powerful, and it can help a lot."

Week 6 - Trust

Resource:

CHAT-A-BOX Junior -Topic Series "Trust"




Follow through the card and engage with the prompts and discussion questions.

This can even be student led!

Game: Bible Trivia

Use Kahoot for extra fun.



Prayer:

- Write your own Psalm/song to God
- Pray a Psalm

Memory Verse: Proverbs 3:5-6

Trust in the Lord with all your heart; do not depend on your own understanding. Seek his will in all you do, and he will show you which path to take.



Week 7 - Christmas

Resource:

CHAT-A-BOX Junior -Topic Series "Christmas"



Follow through the card and engage with the prompts and discussion questions.

This can even be student led!

Game: Marshmallow Toss

- In pairs lined up opposite each other, one person catches them in their mouth and the other throws them.
- When you catch one take a step back.
- Keep going until you get super far/run out of marshmallows.

Prayer: Prayers In a Hat

- Ask everyone in the group to put their name on a piece of paper.
- Place the pieces of paper into a hat or another convenient container.
- Then pass the hat around the group and ask each young person to take out a piece of paper.
- Encourage them to pray for that person during the coming week.

Memory Verse: Isaiah 9:6

A child has been born for us. We have been given a son who will be our ruler. His names will be Wonderful Advisor and Mighty God, Eternal Father and Prince of Peace.

Week 8 - Easter

Resource:

CHAT-A-BOX Junior -Topic Series "Easter"



Follow through the card and engage with the prompts and discussion questions.

This can even be student led!

Game: Blindfold Challenge

Get into pairs. Blindfold one person whilst the other person leads them by only speaking to them, not touching. Make a path with obstacles (chairs etc) for them to get through. The quickest pair wins.

Prayer: Roll the Dice

- Find a dice.
- On a piece of paper get each child to write 1-6 and beside each a name of people they know who may be sick, lonely, unsaved, or whoever comes to their mind.
- Roll the dice and whatever number that it lands on pray for that person, and ask God if He has any words of encouragement or things that you could do for them.

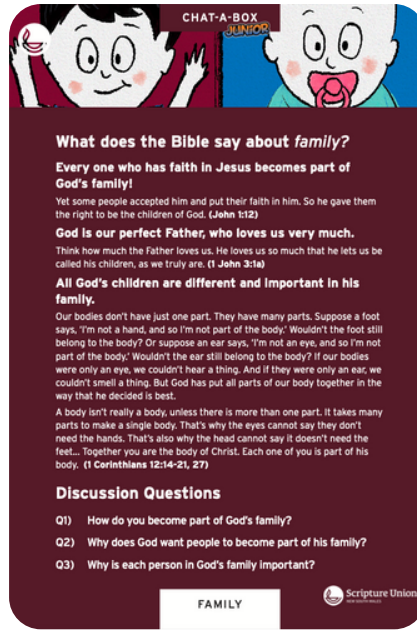
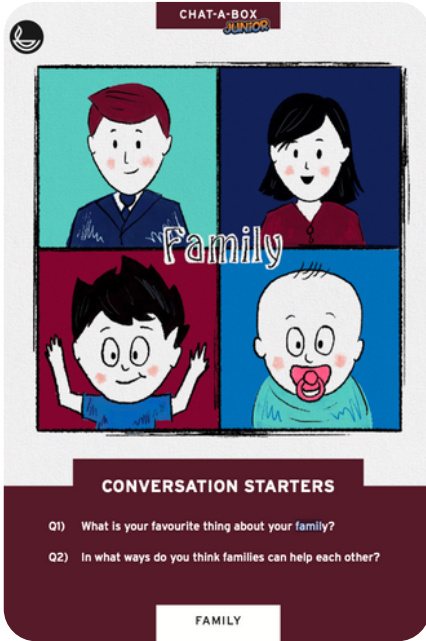
Memory Verse: Romans 4:25

God gave Jesus to die for our sins, and he raised him to life, so that we would be made acceptable to God.

Week 9 - Family

Resource:

CHAT-A-BOX Junior -Topic Series "Family"



Follow through the card and engage with the prompts and discussion questions.

This can even be student led!

Game: Make Your Own Family Feud Game

Free templates here.

Prayer: Pass the Ball of Thanks

- Stand in a circle
- Pass a ball around the circle.
- As you catch the ball say something out loud that you are thankful for.
- Then pass it on.

Memory Verse: 1 John 3:1a

Think how much the Father loves us. He loves us so much that he lets us be called his children, as we truly are.



Week 10 - Friends

Resource:

CHAT-A-BOX Junior -Topic Series "Friends"



Follow through the card and engage with the prompts and discussion questions.

This can even be student led!

Game: Jeopardy

Free templates here.



Prayer: A Visit With God Game

- First, the children are asked to draw a picture of themselves and talk about what they would say to God if they met Him.
- The second part is for the children to act out their drawings. It's best to make this into a puppet show.
- Have children ask for something special from God.
- Maybe a Bible story they would like to learn or a prayer request for a family member or themselves

Memory Verse: Proverbs 18:24

There are "friends" who destroy each other, but a real friend sticks closer than a brother.

Term 2 Plan

A Step of Faith & Info Cards

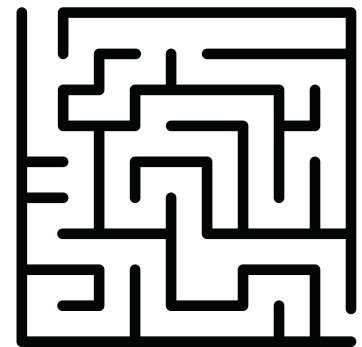


Week 1 - The Power and Love of Jesus




Game: Floor Maze

- Use masking tape to map out a maze on the floor with four entry points.
- Ask the group to all work their way through the maze and make it out of an entry on the other side.
- Depending on your numbers and on time you can make this maze as simple or complicated as you like.




Prayer: Birthday Prayer Wall

- Put up a wall calendar and ask the young people and leaders to write their names beside their date of birth.
- Each week use this visual prompt to stimulate small group prayer for individuals and activities.



Memory Verse: Mark 5:27-28

When she heard about Jesus, she came up behind him in the crowd and touched his cloak, because she thought, "If I just touch his clothes, I will be healed."



Week 2 - Faith During an Emergency

Game: Who's in the Crowd?

- Have everyone stand together in a group. Nominate one person to be the 'guesser' and have them step out and face away from the group.
- Then quietly nominate another person to be the 'speaker'.
- The speaker's job is to say, "I'm in the crowd" in a voice that the guesser won't recognise.
- Once they have said their line, ask the 'guesser' to turn around and guess who the speaker was. If they get it right, they get another turn. If they are wrong, the 'speaker' becomes the new 'guesser'.



Prayer: North, South, East, West

- Ask the group to face each of these directions in turn and then pray together in silence, or out loud, for any specific needs, personal, individual, local, national, global in that direction.
- Find out where the missionaries from your church, or those you support, are working and pray for them as you face the direction of their mission field... Bring a compass to the meeting!



Memory Verse: Mark 5:30

At once Jesus realized that power had gone out from him. He turned around in the crowd and asked, "Who touched my clothes?"



Week 3 - Faith That Brings Healing

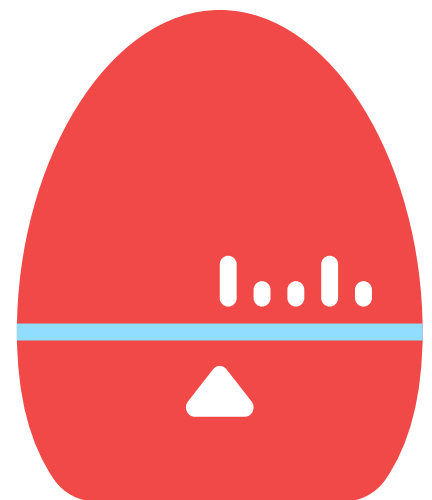
Game: What's in the Bag?

- Gather some objects that are soft, smooth, rough, bumpy, etc. and put them into a paper bag.
- Explain to the group that they are going to play a game to test their sense of touch. Without looking inside, someone from the group reaches into the bag and holds one of the objects.
- Then they must tell the group what they think it is and then take it out of the bag to see if they were right. You can play as many rounds as there are objects.



Prayer: Egg Timer Prayers

This is a prayer with a challenge! Set an egg timer for a minute or two, then pray for one particular person. See how many different blessings you can pray over that person before the egg timer beeps.




Memory Verse: Mark 5:31

"You see the people crowding against you," his disciples answered, "and yet you can ask, 'Who touched me?'"




Week 4 - Faith That God is Good



Game: Squeeze Chain

- Ask the group to stand in a circle and hold hands.
- Choose one person to start the squeeze chain by squeezing the hand of the person on their left or right. The squeeze then gets passed around the circle.
- After the squeeze has passed around the whole circle, you can make the game harder by reversing the direction of the squeeze by squeezing twice quickly.



Prayer: Prayer Ball

Like silent ball, but you pray every time you catch the ball.

Memory Verse: Mark 5:34

He said to her, "Daughter, your faith has healed you. Go in peace and be freed from your suffering."



Week 5 - Faith in God's Timing



Game: A Race Against Time

- Today's game is a race against the clock to try and complete a task.
- Set one minute on a timer and ask one person to try to pull out all the tissues from one tissue box before the timer ends.
- Then set the timer again and ask someone else to try to put all the tissues back in the box before the timer ends.

Prayer: Skittles Prayer

Open the packet of Skittles/Starbursts and take it in turns to pick one. Before eating the sweet, a prayer is said asking God to help or do something for someone or something in the category below or come up with your own:

Red: family / Purple: friends / Green: school / Yellow: you / Orange: world

Memory Verse: Mark 5:36

Overhearing what they said, Jesus told him, "Don't be afraid; just believe."



Week 6 - Faith Instead of Worry

Game: 4 Corners

- Name the four corners of the room, 1 to 4.
- Pick one person to be 'in' and have them stand in the middle of the room.
- Once they close their eyes, everyone else travels from one corner to any other corner they like.
- After everyone has made it to their corner, ask the person who is 'in' to pick a corner number before opening their eyes. Anyone standing at the corner they pick is out.
- You then continue to play until there is only one person left travelling around the corners.

**DON'T
WORRY**



Prayer: Lord's Prayer Maze

See QR code for print out.



Memory Verse: Mark 5:41-42

He took her by the hand and said to her, "Talitha koum!" (which means "Little girl, I say to you, get up!"). Immediately the girl stood up and began to walk.

Week 7 - Faith For the Impossible



Game: Mission Impossible!

- Give the group a bag of wrapped lollies.
- Tell them that they can eat as many lollies as they like in a set time, as long as they don't use their hands to unwrap them!
- Allow some time for the group to attempt the task.



Prayer: Prayer in Pairs


Allows each person to share how they are going and pray accordingly. A great way to build a closer community within your lunchtime group.



Memory Verse: Luke 1:37

"For nothing will be impossible with God."

Week 8 - Faith in Jesus



Game: Pass the Parcel

- Wrap a grand prize gift item (e.g. chocolate bar, packet of biscuits, bag of lollies, etc.) with John 3:16-17 on a piece of paper.
- Add additional layers and verses on God's love or the gift of life he gives us, along with a smaller prize item (e.g. chocolate frog, mintie, wrapped lolly).
- Example verses: Romans 3:23-24,



Prayer: Mingle-Huddle

- Walk in a circle while music plays.
- When the music stops, the leader calls out a number and everyone must scurry to get into a group of that size.
- The leader calls out the name of a persecuted country (from Open Doors) and everyone prays in their small groups for one minute.

Memory Verse: Acts 16:31

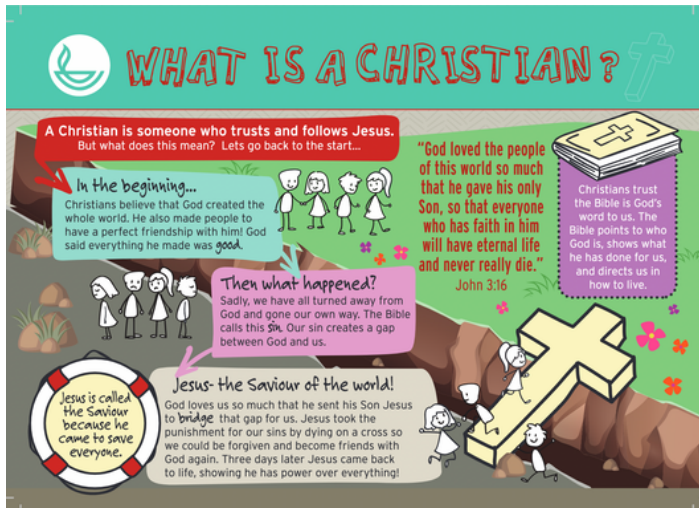
They replied, "Believe in the Lord Jesus, and you will be saved—you and your household."



Week 9 - What is a Christian?

Resource:

SUPA Info Cards - "What is a Christian?"



Game: Simon Says

Listen closely as "Simon" gives you directions. If "Simon" says to do something, you better act fast. But, if "Simon" does not and you do it anyway, you're out!

Read through the card, asking questions as it prompts. Kids can lead this if desired.

Prayer: Praying the Newspaper

- This is an interesting way to pray for the needs of the community, nation, and world.
- Open the newspaper and begin praying for the people and concerns identified in the headlines.
- It is a way to bring focus to our prayers for others.
- And it invites us to pray for God's presence in the lives of those who are suffering, lost, celebrating, and serving.



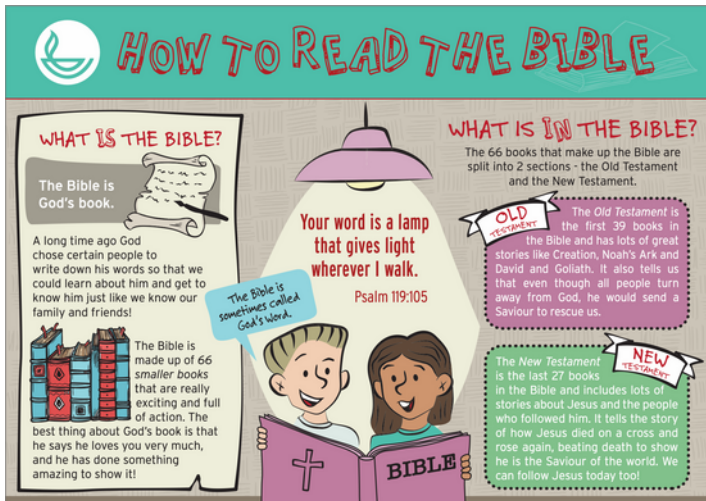
Memory Verse: 2 Corinthians 5:17 NLT

This means that anyone who belongs to Christ has become a new person. The old life is gone; a new life has begun!

Week 10 - How to Read the Bible

Resource:

SUPA Info Cards - "How to Read the Bible?"



Game: Musical Bops

Play music and have kids dance. Pause music and the last person to sit down loses.

Read through the card, asking questions as it prompts. Kids can lead this if desired.

Prayer: The Journey

- Big sheet of paper and markers.
- What words, images, or symbols express your journey of faith? Meditate on your journey so far – the ups and downs, twists and turns, the spiritual companions who have walked alongside you, the questions, doubt, and fears, the mountain top experiences.
- Can be individual or on large paper together

Memory Verse: Hebrews 4:12

What God has said isn't only alive and active! It is sharper than any double-edged sword. His word can cut through our spirits and souls and through our joints and marrow, until it discovers the desires and thoughts of our hearts.

Term 3 Plan
Conversations with
Jesus & God's
Fingerprints



Part 1: Conversations with Jesus



Week 1 - Jesus and Bartimaeus



Game: Use Your Senses!

- Bring to SUPA club some items that have a unique sound, smell or shape (e.g. an apple, stuffed toy, rattle, etc.) and place them in a bag.
- Take turns placing a blindfold on each student as they select an item from the bag and ask them what they think it is, then ask them how they reached that conclusion.



Prayer: Close beside us

- Actions and prayer.
- "Jesus is before us preparing the way (point forwards). Behind us (point backwards) helping us come what may. Beside us here with us today (point to the side). Always with us every hour of every day (point down)."

Memory Verse: Mark 10:47


When he heard that it was Jesus of Nazareth, he began to shout, "Jesus, Son of David, have mercy on me!"

Week 2 - Jesus and Peter



Game: Keep Your Eyes on the Ball!

- Bring a soft ball to SUPA club that can be thrown around the room.
- Ask the students to spread out in the space. Remind the students that the most important thing about this game is to keep their eyes on the ball.
- Also, you can get out by talking and dropping the ball or throwing poorly.



Prayer: Be Filled with the Spirit

- Hold up beaker.
- We ask God to fill us with his Spirit and he does so we lose some (pour some in a bowl).
- We are not perfect so spring a leak (make a hole in bottom).
We need to pray that God would keep filling us.
- Pray through the fruit of the Spirit and follow each one with Lord, please fill us with your Spirit.

Memory Verse: Matthew 14:27

But Jesus immediately said to them:
"Take courage! It is I. Don't be afraid."

Week 3 - Jesus and Zacchaeus



Game: Cat and Mouse

- Pick two students to be the cat and the mouse. The other students form a circle (we will call them the crowd) and hold hands.
- The mouse stands inside the crowd and the cat stands outside. The aim of the game is for the mouse to get outside the crowd and avoid being caught by the cat.



Prayer: Pass the Parcel

- Big lolly bag in the middle, Individual lolly and verse in each layer.
- Verses related to gifts from God (eternal life, Holy Spirit, Jesus, God's love, water, food).
- Thank god every time you open a layer.

Memory Verse: Luke 19:10

For the Son of Man came to seek and to save the lost.



Week 4 - Jesus and Martha



Game: A Day in the Life

- Photocopy the timeline on page 22 of 'Conversations with Jesus' for each student in your SUPA club.
- Ask the students to cut out the pictures and stick them on the timeline to represent a typical day in their life.

Sun

Mon

Tue

Wed

Thu

Fri


Sat

Prayer: Protect Us Day by Day

- Bring in some protective gear like cricket pads, oven gloves, sunscreen etc. Ask what they have in common.
- God gives protection from many things. Read Psalm 121.
- Ask what they want God's protection for.
- "When we are nervous, Lord protect us day by day"

Memory Verse: Luke 10:41-42

"Martha, Martha," the Lord answered, "you are worried and upset about many things, but few things are needed—or indeed only one."



Week 5 - Jesus and Thomas



Game: I Doubt it, I Believe it



Prayer: Be at the Centre of my Life

Read 2 Corinthians 5:17
"Lord Jesus when I'm at home be at the centre of my life"
"When I'm at school
When I'm alone
When I'm relaxing" etc



ACTIVITY: I DOUBT IT, I BELIEVE IT

Read out the statements below (or add some yourself!) and ask the students to answer either "I believe it" and put two thumbs up, or "I doubt it" and cross their arms.

An adult male lion's roar can be heard up to 8km away	True
Ants never sleep	True
The sound of thunder is made by large clouds bumping into each other	False
Cows form friendships and spend time with their cow friends. They can stay angry at other cows for years	True
When you flush the toilet, the water takes two years to reach the ocean	False
When hippos are upset their sweat turns red	True
A banana is technically considered to be a berry	True
Spiders are the most common pet for humans	False

Memory Verse: John 20:29

Then Jesus told him, "Because you have seen me, you have believed; blessed are those who have not seen and yet have believed."

believe

Part 2: God's Fingerprints



Week 6 - Queen Vashti Disobeys King Xerxes and Esther becomes Queen



Game: Drama

- See Booklet for material

Prayer: The Fruitful Vine

- Bring grapes
 - Pass around, each takes one. Comment on them.
- What would happen if one fell off the vine early on? It dies. Faith dies when we leave Jesus/his people. But grows when close. Pray for closeness.

Memory Verse: Esther 2:18

In honor of Esther he gave a big dinner for his leaders and officials. Then he declared a holiday everywhere in his kingdom and gave expensive gifts.



Week 7 - Haman Plans to Destroy the Jews



Game: Drama

- See Booklet for material


Prayer: Prayer Pyramids

Please, thanks, sorry, others.

Make and then pray when the word shows.

Memory Verse: Esther 3:5

Haman was furious to learn that Mordecai refused to kneel down and honor him.



Week 8 - Mordecai Asks for Esther's Help



Game: Drama

- See Booklet for material

Prayer: Door Hangers

Read Ps 42:8 and Ps 3:5

Print out door hangers

Memory Verse: Esther 4:8b

"Show this to Esther and explain what it means. Ask her to go to the king and beg him to have pity on her people, the Jews!"



Week 9 - Esther Invites the King and Haman to a Dinner



Game: Drama

- See Booklet for material

Prayer: Bless Our Home and Families

Give each person a blank house shape.

Think of family and draw each person.

Consider good qualities and thank God for them.

Think about, if appropriate, the problematic parts of family.

Ask God to help you with this.

Memory Verse: Esther 5:4

Esther answered, "Your Majesty, please come with Haman to a dinner I will prepare for you later today."



Week 10 - Haman is Punished and the Jews Have a Happy Ending



Game: Drama

- See Booklet for material

Prayer: Paper Plate Grace

Luke 24:30

Give out paper plates.

Let kids decorate writing "thank you Lord for our food"

And drawing food items

Remind them to say grace before meals.



Memory Verse: Esther 8:17a

In every province and city where the law was sent, the Jews had parties and celebrated.

Term 4 Plan

The One Behind the Book



Week 1 - Creation: The Perfect Start



Game: 52 Card Pick Up

- Spread pack of cards on floor.
- Wrap five students in duct/masking tape.
- Let kids roll around and "stick" up the most cards.
- Assign each card a Bible verse and ask students to read aloud the verses that match their cards.

Prayer: Graffiti Wall

1. Put up a big sheet of paper horizontally on a wall.
2. Write prayers.
3. Walk along the wall to view and say prayers.



Memory Verse: Genesis 1:27

So God created mankind in his own image, in the image of God he created them; male and female he created them.

Week 2 - The Fall; The Choice that Changed Everything

Game: Whistle a Happy Tune

- Divide your students into two groups and ask for the best “whistler” in each group.
- Set the timer for 10 seconds and give each whistler a bowl of familiar tunes (like nursery rhymes, church worship songs, etc.).
- Both teams go at the same time and try to whistle the tune for their team while the team guesses.
- Have them crunch up a cracker in their mouth first (no swallowing!) for a fun – and slightly messy – challenge!



Prayer: In the Bin

Write down your sin or confession of what you have done wrong. Throw it in the bin resembling it being gone forever, forgiven by God in Christ.

Memory Verse: Genesis 3:15

You and this woman will hate each other; your descendants and hers will always be enemies. One of hers will strike you on the head, and you will strike him on the heel.



Week 3 - Israel; A Nation to Bless All Nations



Game: Twisted List Game

- Split into 2 teams and choose a runner.
- Create several lists from Bible facts (3 parables of Jesus, books of the OT...)
- The twist is that some of these lists will include an item (or 2) that don't fit.
- Goal: runner identifies the outlier, says their name, and says the answer.

Prayer: Popcorn Prayer


Open prayer, with people popping in whenever and praying. Use specific prayer requests or random.

Memory Verse: Genesis 12:3

I will bless anyone who blesses you, but I will put a curse on anyone who puts a curse on you. Everyone on earth will be blessed because of you.



Week 4 - The Prophets; Clues about the Christ



Game: Coin Connections

- Get enough coins before your meeting for each student, making sure there are no “antique” coins (i.e., the years before your students were born).
- Each student gets a coin and takes a turn sharing how old they were and something significant that happened to them the year the coin was minted.

Prayer: Salvation Bracelet

- Make a bracelet with red, white, blue, green, white, black, yellow beads.
- Explain through the photo to the right.
- Or make a book with the colours.

SALVATION BRACELET		
	Knot	God planned you Col 1:16
	Black	Sin Romans 3:23
	Red	Christ's Blood Romans-5:8
	White	Forgiven Isaiah 1:18
	Blue	Baptism Acts 2:41
	Green	Growth 2 Peter 3:18
	Knot	No separation John 10:28
	Gold	Eternal Life John 3:16

Memory Verse: Isaiah 7:14

But the Lord will still give you proof. A virgin is pregnant; she will have a son and will name him Immanuel.

Week 5 - God With Us; Jesus Shows the Way



Game: Encouragement Shower

- Pick a different person each week (or several people if your group is small) and have the other members of the group shower them with encouragement, positive qualities they notice about the person or something they admire.

Prayer: Song


Sing a psalm or a song which is a prayer to God (Our Father - Hillsong Worship)

Memory Verse: John 3:16

God loved the people of this world so much that he gave his only Son, so that everyone who has faith in him will have eternal life and never really die.



Week 6 - The Victory; the Death and Resurrection of Jesus



Game: World Record Day

- Who can blow the biggest bubble?
- Who can memorize the longest Bible verse in one minute?
- Who can remember the longest set of numbers?
- Who can get across the room the fastest while holding their ankles?
- Keep records and make it an annual event!

Prayer: Walk

Walk around the room to different pictures on the wall. Pray for the certain events that the pictures represent.

Memory Verse: Romans 4:25

God gave Jesus to die for our sins, and he raised him to life, so that we would be made acceptable to God.



Week 7 - Living for Jesus; an Adventure with the Holy Spirit



Game: Three-Word Team Charades

- Take index cards and create 3-word phrases for teams to act out (read the Bible, take first communion, march around Jericho).
- Divide into teams of 4 players.
- One person on the team is the guesser and the rest of the team acts out the phrase, with a time limit on getting the teammate to guess the three-word clue.



Prayer: Competition

How long can you be quiet and talk to God by yourself for?

Memory Verse: 1 Corinthians 6:19

You surely know that your body is a temple where the Holy Spirit lives. The Spirit is in you and is a gift from God. You are no longer your own.

Week 8 - The One Behind the Book; Following God



Game: M&M Roulette

1. Write prompts next to every colour M&M (Yellow: Your favourite kind of food, Red: Something you're good at; Blue: Your favourite vacation)
2. Have students sit in a circle.
3. Open a pack of M&Ms.
4. Pass around the pack.
5. Ask students to pick out an M&M
6. Whatever color they get, they have to answer the prompt.
7. Go until the pack is empty

Prayer: Waterfall Prayer

Everyone prays aloud at the same time. Then you clap at the end!



Memory Verse: Matthew 4:19

Jesus said to them, "Come with me! I will teach you how to bring in people instead of fish." Right then the two brothers dropped their nets and went with him.

Week 9 - Supa Info Card: Prayer

PRAYER GIVE ALL YOUR WORRIES AND CARES TO GOD. FOR HE CARES ABOUT YOU. 1 PETER 5:7 (NLT)

WHAT IS PRAYER?
Prayer is talking and walking with God.

Talking, because God wants us to be his friends. Just like you talk and listen to your friends every day, God wants us to do the same with him. Through prayer, we can grow closer to God.

Walking, because through prayer we find Jesus is with us in every situation. Prayer helps us to love and trust Jesus, and follow him with every step of our lives.

THINGS GOD LOVES TO HEAR

PLS HELP! I ❤️
Thank you! I'm sorry :(
I trust in you. I depend on you.

WHY DO WE PRAY?
God loves it when we want to spend time with him! Prayer is where you can praise God, thank him, tell him if you have sinned and be forgiven, ask him for help for yourself or others, or just feel close to him!

HOW DO WE PRAY?

PRAYER STARTERS

- Hi Lord Jesus, ...
- Dear God ...
- Matthew 6:7-13

ALONE SILENTLY
EYES CLOSED TOGETHER
OUT ALOUD EYES OPEN
BE YOURSELF

Q: DOES GOD ANSWER EVERY PRAYER?
A: God does hear and answer every prayer.

The Bible is full of amazing stories of God answering prayer! Sometimes he gives us what we ask for, but sometimes the answer might be no, or not yet. This can be hard, but remember that God is a good and kind Father who always knows what is best for his kids.

When bad things happen the Bible tells us that God helps us through every situation and brings us comfort, strength and guidance (Romans 8:28, Psalm 28:7, Psalm 32:8). God asks us to keep on praying because nothing is impossible with God! (1 Thessalonians 5:17, Mark 10:27).

Scripture Union
NEWCASTLE AUSTRALIA

Follow through the cards and engage with the prompts and discussion questions. This can even be student-led!



Game: Would You Rather

1. Write a list of 10 or more would you rather questions.
2. Have students stand in the middle of the room.
3. One side means this, other side means that.
4. Kids run to the side that corresponds to their preferred choice.

For Would You Rather questions...

Prayer: Pairs

Pray in pairs for each other.

Memory Verse: 1 Thessalonians 5:17

Never stop praying.


Week 10 - Chat-A-Box Card: Pick Your Own



Follow through the cards and engage with the prompts and discussion questions. This can even be student-led!

Game: Life-Size Tic Tac Toe

1. Arrange three rows of three chairs (so that there is a square of nine chairs total).
2. Arrange the student into two teams.
3. Each team takes turns sending one member to sit in a chair.
4. The first team with three in a row wins!



Prayer: Paper Chain

Each person writes on a strip of paper. Connect and read and pray an awesome prayer chain.

Memory Verse: John 11:35

Jesus wept.

Notes

A spiral-bound notebook page with a green cover. The page is white and features 20 horizontal lines for writing. The spiral binding is located at the top edge of the page. The word "Notes" is printed at the top center of the page in a green, sans-serif font.

